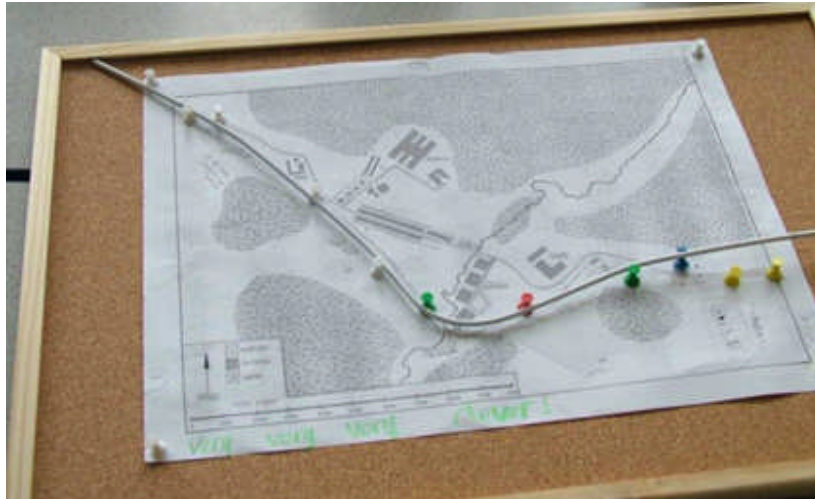


Pin-boards guide

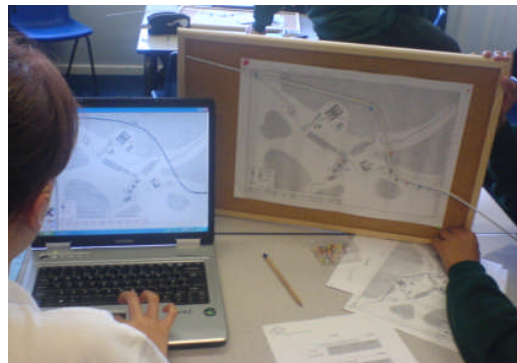
You can use a pin-board design and measure a bypass for a village. Pin a copy of the map to the board and use map-pins and wire to make the bypass.



Polystyrene tiles can be used in place of pin-boards. Curtain wire, guitar wire or electrical wire can be used for the bypass.



Have printouts, pencils, rulers, calculators and whatnot handy.




Pin-boards can be used alone or to complement the ByPass software.

Pin-Boards Hints and tips




Use short, stubby pins...



...because the longer ball-topped pins go right through.



Thread the wire through the map pins...



...don't try to pin it down.



Can you think of ways to measure lengths...



...and curves?
(Spare wire can be helpful!)